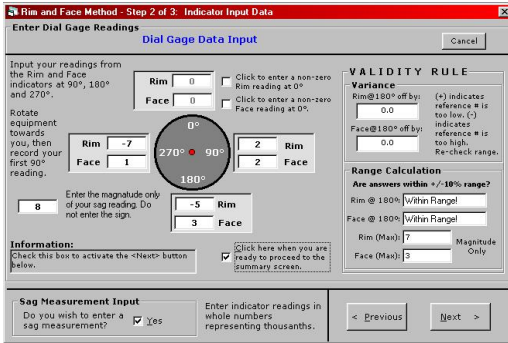


SHAFT ALIGNMENT SOFTWARE

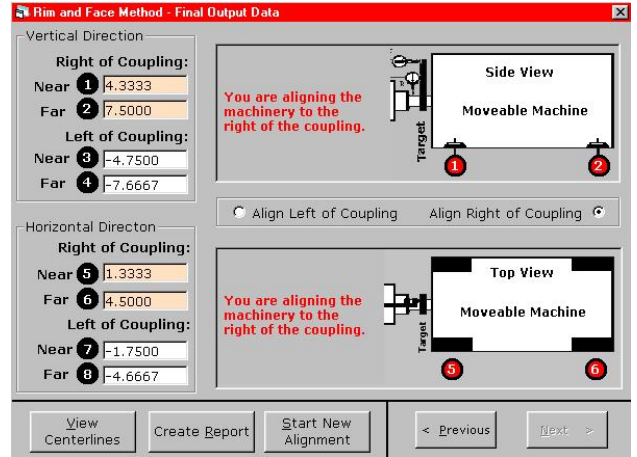
Alignment Manager™ v2.0.4 for Windows-Based PCs \$79.95



Want to make manual shaft alignment calculations a thing of the past? Now you can with the Alignment Manager™ — shaft alignment software **exclusively** from Peterson Alignment Tools Company.

This Windows-based software takes the guesswork out of

calculating vertical shim requirements



Straight-Forward Data Entry
and horizontal movements for all of your rotating machinery.

After installing your alignment tool hardware, simply input your physical dimensions (swing diameter & distances to your front and back feet). Then, input your dial indicator readings, and any SAG or thermal growth measurements. Once your data is input, you can save it for later review or manipulation, or perform your correction calculation on-the-spot for instant feedback on the condition of your equipment. After confirming proper alignment, print out your hard-copy results and file it for future reference.

FREE WITH OUR #20RA OR #30RA KITS!



- Minimum Requirements:**
- Windows PC running: XP / Vista / Win7 [WIN7 may require admin control access]
 - MS IE 7.0 or greater or equivalent
 - HTML-based help system
 - Frames required
 - 512MB RAM Minimum
 - 100MB Free Space
 - Windows-compatible printer

Now you can easily...

- Print reports displaying input data and output corrections for given machine
- Enter machine data for each alignment and retrieve at a later time
 - View measurements for aligning driver or driven unit
 - Automatically compensate for sag input
 - Calculate thermal growth

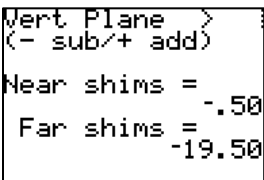
Take the guesswork out of shaft alignment and order your copy of the Alignment Manager™ today!

Alignment Manager™ for the TI-84 Plus Scientific Calculator v4.0b \$225.00

Make your alignment calculations quickly and easily at the jobsite using our Alignment Manager™ software for the TI-84 Plus Scientific Calculator by Texas Instruments.




Ease of Use



This versatile hand-held computer comes pre-loaded with Rim & Face and Reverse-Dial Indicator software for performing the calculations behind your toughest alignment jobs.

Simply mount your Rim-and-Face- or Reverse-Indicator-type alignment equipment and enter the physical dimensions associated with that machine. Then rotate the equipment and enter the indicator readings into the Alignment Manager™ — it prompts you as you go along! Press a few more buttons, and the Alignment Manager™ gives you the shim thicknesses needed to bring your equipment into precise alignment.

Order the Alignment Manager™ software today for the TI-84 Plus Scientific Calculator. Streamline your alignments and save time and money now!



Alignment Manager™ 4.0b

Easy To Understand

Peterson Alignment Tools Co. • 1601 Jones St. • Joliet, Illinois 60435
(815) 725 – 6600 chrisj@petersontools.com www.petersontools.com